



South Island Masters Track & Field Championships

Saxon Field, Nelson
19th January - 21st January 2024



Hosted by
Tasman Masters Athletics

Welcome to the 2024 South Island Masters Track & Field Championships

Thank you very much to all athletes, officials and helpers for supporting the South Island Masters Championships, particularly those who have travelled from southern parts of the island and from the North Island.

We hope you all enjoy the weekend, renew old friendships and get to know some new masters who also share a passion for our sport.

If you are visiting Nelson Tasman we hope that you can sample some of the many special attractions on offer, such as the beaches, cafes, craft breweries, boutique wineries, markets, arts and crafts, Great Taste Cycle Trail, Nelson Provincial Museum, Suter Art Gallery and perhaps even our national parks.

Derek Shaw

Tasman Masters President and New Zealand Masters Athletics Board member

General Information

Health and Safety

There are many potential hazards at a track and field meet, particularly relating to the throwing events on the grass inside the track. When not competing please stay behind the fence around the outside of the track.

Please do not cross the throw competition areas. Track athletes will marshall groups behind the start lines for their events or on areas between the track and the fence.

When crossing the track to get to field events please check for athletes competing on the track.

There is an AED located at the northern end of the Saxton Pavilion by the drinking fountain and water bottle refilling tap.

There has been a resurgence of the latest strain of Covid in recent weeks, so if you feel unwell please seek medical advice, test and if necessary stay away to help protect others. Covid can result in serious short and/or long term impacts on some people.

Please also remember that health and safety is everyone's responsibility.

Timing of Events

It is very helpful if you report to your events at least 10 minutes before the scheduled time. There may be some changes to the published start time of some field events, but only if athletes and officials are in agreement. A group of officials will accompany throwers around their events. No track events will start early unless all athletes and there and ready to go.

Please report any scratchings to the relevant track and field teams as soon as you can in advance of start times.

Due to small numbers in most 5-year groups, some age groups and genders have been combined. Results subsequently will be listed in separate age groups.

Several of you have some potential clashes with timing of your events. Officials will endeavour to accommodate all these, so please make contact with the relevant officials for the event or contact myself (Derek Shaw) or Andrew Stark – joint meet managers.

The announcer (Tim Cross most of the time) will endeavour to provide advance notice of the start times for events and any changes.

Warming Up

Track runners are urged to warm up using the grass areas and shared pathways in the adjacent areas of the Saxton Field complex outside of the track arena. The back straight may also be used when not in use for events. Please note that the archery area on the eastern side of track may be in use, particularly on the Saturday morning.

Lapped Runners

If you are competing in a multi-lap event and are being lapped, please stay adjacent to the running rail. Please do not move out to let runners pass on the inside.

Results

These will be posted on the notice boards located under cover at the southern end of the Saxton Pavilion. Please be patient if results are not posted as quickly as you would like as the operators have a busy schedule.

Control Room

The hard-working photo finish operators and results organizers will be based in the Control Room at the southern end of the Saxton Pavilion opposite the finish line. Please do not disturb them.

Toilets, changing rooms and showers

Toilets are located at the northern end of the Saxton Pavilion and at the southern end on western / cricket side, where there also a drinking fountain and drink bottle refilling tap.

Changing rooms, showers and further toilets are available in the Saxton Pavilion in the section immediate north of the Control Room with separate entrances and facilities for men and women – signs on the doors will identify which is which.

No-waste event

A reminder that we are attempting to be a no-waste event so please take any waste away with you when you leave. A 'pack it in pack it out approach'. Please bring along reusable coffee cups and drinking bottles.

Coffee and food

A coffee cart (The Stoke Cat) will be operating at the southern end of the Saxton Pavilion on Saturday and Sunday mornings. They will also have scones, wraps and sandwiches for sale.

Other food is available from cafes, supermarkets and other outlets in Richmond and Stoke. The nearest (and newest) supermarket is the Countdown / Woolworths at 144 Salisbury Rd on corner with Champion Road at the Richmond end of Saxton Field – 7 days 7am-10pm.

A range of snacks, meals and cabinet food, coffees and teas along with a selection of craft brews and non-alcoholic drinks are available from McCashins taproom and brewery complex at 660 Main Road, Stoke approximately 1.5 km north of northern end of Saxton Field.

Social Occasion – McCashins Taproom – Saturday 20 January 2024 from 3 p.m. onwards.

You are warmly invited to a social occasion for athletes, officials, helpers and associated family / partners and friends at McCashins taproom and brewery at 660 Main Rd, Stoke.

They have a great range alcoholic and non-alcoholic beverages available to purchase. A variety of food nibbles will be provided. A great spot to relax and catch up with others involved in the championships. McCashins is a family-owned business that was at the forefront of the craft beer movement in New Zealand.

Auckland Masters

1.	Karen Hulena	6003	F
----	--------------	------	---

Canterbury Masters

1.	Shaun Fauth	3503	M
2.	Craig Oliver	4007	M
3.	Vic Chapman	4004	W
4.	Jo Van Rensburg	4502	W
5.	Wendy Richards	5006	W
6.	Malcolm Cornelius	5501	M
7.	Peter Richards	6502	M
8.	Andrew Stark	6506	M
9.	Georg Ludwig	6505	M
10.	Rodger Ward	7003	M
11.	Rick Davison	7006	M
12.	Lois Anderson	7502	W
13.	Justine Whitaker	8001	W
14.	Brian Senior	8002	M
15.	Glen Watts	8003	W
16.	Alan Hunter	8503	M

Hawkes Bay Gisborne Masters

1.	Dennis O'Leary	6504	M
----	----------------	------	---

Otago Masters

1.	Gareth Noble	4005	M
2.	Simon Maole	5004	M
3.	Alison Newall	6007	W
4.	Noeline Burden	7001	W
5.	Noni Callander	7501	W
6.	Jim Blair	9001	M

Southland Masters

1.	Bruce Thomson	6009	M
2.	Uros Sumar	6503	M
3.	Lester Laughton	7005	M

Tasman Masters

1.	Clinton Manderson	3001	M
2.	Remy Le Brun	3501	M
3.	Laura Smidt	3502	W
4.	Alan Ferguson	4006	M
5.	Barney Hoskins	4001	M
6.	Joeline Jones	4002	W
7.	Curtis Moore	4003	M
8.	Nigel Burgess	4008	M
9.	Adrian Phillips	4501	M
10.	David Hansen	4503	M
11.	Catherine Delaporte	4504	W
12.	Liesel De Wet	5001	W
13.	Paula Canning	5002	W
14.	Alastair Duffy	5008	M
15.	Brian Kemp	5003	M
16.	Tracey Sims	5007	W
17.	TC Chadderton	6001	M
18.	Lyn Smith	6005	W
19.	Tim Cross	6008	M
20.	John Rawcliffe	6501	M
21.	David Riddell	7002	M
22.	Fred Cooper	8501	M

Waikato Bay of Plenty Masters

1.	Paul Daborn	6002	M
----	-------------	------	---

Wellington Masters

1.	Michelle van Looy	5005	W
2.	Mark Macfarlane	6004	M
3.	Helen Willis	6006	W
4.	Jacqueline Wilson	7503	W
5.	Daphne Jones	8004	W
6.	Peter Hanson	8502	M

Total Athletes: 56**Saturday afternoon****Let's meet for a chat and quiet drink at****McCashins Brewery****Starting @3:00 p.m.****660 Main Road, Stoke**

South Island Masters Track & Field Championships 2024 - Saxon Field, Stoke

Session Report

Please note that we have invited local competitors to join Masters over the weekend.

Day 1 - Friday 19/01/2024 - Starts at 16:30 PM

Starts at	Event	Round	Entries	Heats
04:30	#1 W30-95 Shot Put Masters	Finals	7	1
04:30	#2 M30-95 Hammer Throw Masters	Finals	6	1
04:30	#3 W50-59 80 Short Hurdles 762mm Masters	Finals	1	1
04:30	#4 Mixed 80 Metre Hurdles Local Interclub	Finals	0	0
04:40	#5 M60-69 100 Short Hurdles 839mm Masters	Finals	3	1
04:40	#6 Mixed 100 Metre Hurdles Local Interclub	Finals	0	0
04:40	#7 M30-49 110 Short Hurdles 991mm Masters	Finals	0	0
04:40	#8 Mixed 110 Metre Hurdles Local Interclub	Finals	0	0
05:00	#9 X30-95 3000 Metre Race Walk Masters	Finals	3	1
05:00	#10 X30-95 3000 Metre Run Masters	Finals	12	2
05:15	#11 X30-95 Long Jump Masters	Finals	8	1
05:15	#12 Mixed Long Jump Local Interclub	Finals	0	0
05:40	#13 Mixed 3000 Metre Run Local Interclub	Finals	0	0
06:00	#14 W30-95 Hammer Throw Masters	Finals	4	1
06:00	#15 M30-95 Shot Put Masters	Finals	7	1
06:15	#16 M60-69 300 Long Hurdles 762mm Masters	Finals	3	1
06:15	#17 Mixed 300 Long Hurdles Local Interclub	Finals	0	0
06:15	#18 X30-95 300 Metre Sprint Local Interclub	Finals	0	0
06:25	#19 Mixed 400 Long Hurdles Local Interclub	Finals	0	0
	Athlete Count: 35		=====	=====
	Entry / Heat Totals:		54	11

Session: 2 SI Masters Day 2

Day 2 - Saturday 20/01/2024 - Starts at 09:30 AM

Starts at	Event	Round	Entries	Heats
09:30	#30 Mixed High Jump Local Interclub	Finals	0	0
09:30	#31 X30-95 High Jump Masters	Finals	8	1
09:30	#32 X30-95 1500 Metre Race Walk Masters	Finals	3	1
09:30	#33 X30-95 1500 Metre Run Masters	Finals	17	2
09:40	#34 W30-95 Discus Throw Masters	Finals	3	1
10:00	#35 Mixed 1500 Metre Run Local Interclub	Finals	0	0
10:20	#36 X30-95 100 Metre Sprint Masters	Finals	17	3
10:25	#37 Women 100 Metre Sprint Local Interclub	Finals	0	0
10:25	#38 Men 100 Metre Sprint Local Interclub	Finals	0	0
10:30	#39 M30-95 Discus Throw Masters	Finals	9	1
11:00	#40 W30-94 2000 Metre Steeplechase 762mm Masters	Finals	1	1
11:00	#41 M60-94 2000 Metre Steeplechase 762mm Masters	Finals	1	1
11:15	#42 X30-95 Triple Jump Masters	Finals	6	1
11:15	#43 Mixed Triple Jump Local Interclub	Finals	0	0
12:00	#44 W30-95 Javelin Throw Masters	Finals	6	1
12:00	#45 Mixed Javelin Throw Local Interclub	Finals	0	0
12:30	#46 X30-95 400 Metre Sprint Masters	Finals	13	2
12:40	#47 Women 400 Metre Sprint Local Interclub	Finals	0	0
12:40	#48 Men 400 Metre Sprint Local Interclub	Finals	0	0
12:45	#49 M30-95 Javelin Throw Masters	Finals	9	1
13:30	#50 M30-95 Weight Throw Masters	Finals	6	1
13:30	#51 W30-95 Weight Throw Masters	Finals	4	1
	Athlete Count: 51		=====	=====
	Entry / Heat Totals:		103	18

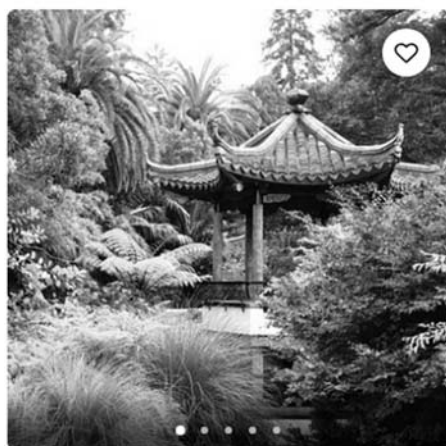
Session: 3 SI Masters Day 3
Day 3 - Sunday 21/01/2024 - Starts at 09:00 AM

Starts at	Event	Round	Entries	Heats
09:00	#70 Outdoor Pentathlon: #1 W30-95 100 Metre Sprint Mas	Finals	2	1
	#71 Outdoor Pentathlon: #2 W30-95 Shot Put Masters	Finals	2	1
	#72 Outdoor Pentathlon: #3 W30-95 Long Jump Masters	Finals	2	1
	#73 Outdoor Pentathlon: #4 W30-95 Javelin Throw Master	Finals	2	1
	#74 Outdoor Pentathlon: #5 W30-95 800 Metre Run Master	Finals	2	1
09:00	#75 Throws Pentathlon: #1 W30-95 Hammer Throw Masters	Finals	4	1
	#76 Throws Pentathlon: #2 W30-95 Shot Put Masters	Finals	4	1
	#77 Throws Pentathlon: #3 W30-95 Discus Throw Masters	Finals	4	1
	#78 Throws Pentathlon: #4 W30-95 Javelin Throw Masters	Finals	4	1
	#79 Throws Pentathlon: #5 W30-95 Weight Throw Masters	Finals	4	1
09:00	#80 Throws Pentathlon: #1 M30-95 Hammer Throw Masters	Finals	6	1
	#81 Throws Pentathlon: #2 M30-95 Shot Put Masters	Finals	6	1
	#82 Throws Pentathlon: #3 M30-95 Discus Throw Masters	Finals	6	1
	#83 Throws Pentathlon: #4 M30-95 Javelin Throw Masters	Finals	6	1
	#84 Throws Pentathlon: #5 M30-95 Weight Throw Masters	Finals	6	1
09:10	#85 X30-95 5000 Metre Race Walk Masters	Finals	3	1
09:10	#86 X30-95 5000 Metre Run Masters	Finals	13	1
09:10	#87 Mixed 5000 Metre Run Local Interclub	Finals	0	0
09:15	#88 Outdoor Pentathlon: #1 M30-95 Long Jump Masters	Finals	2	1
	#89 Outdoor Pentathlon: #2 M30-95 Javelin Throw Master	Finals	2	1
	#90 Outdoor Pentathlon: #3 M30-95 200 Metre Sprint Mas	Finals	2	1
	#91 Outdoor Pentathlon: #4 M30-95 Discus Throw Masters	Finals	2	1
	#92 Outdoor Pentathlon: #5 M30-95 1500 Metre Run Maste	Finals	2	1
10:15	#93 Women 60 Metre Sprint Local Interclub	Finals	0	0
10:15	#94 Men 60 Metre Sprint Local Interclub	Finals	0	0
10:20	#95 X30-95 60 Metre Sprint Masters	Finals	13	2
11:05	#96 Mixed 800 Metre Run Local Interclub	Finals	0	0
11:15	#97 X30-95 800 Metre Run Masters	Finals	18	2
11:45	#98 Women 200 Metre Sprint Local Interclub	Finals	0	0
11:45	#99 Men 200 Metre Sprint Local Interclub	Finals	0	0
11:55	#100 X30-95 200 Metre Sprint Masters	Finals	12	2
	Athlete Count: 52		=====	=====
	Entry / Heat Totals:		129	28

NOTE:

For all Combined Events the start times will be decided by the Field Referee, after consultation with the competitors.


Things to do in Nelson ...



9. Queen's Gardens

●●●●● 327


Gardens



11. The Suter Art Gallery Te Aratoi o Whakatū

●●●●● 199

Points of Interest & Landmarks



12. Nelson Provincial Museum

●●●●○ 218

South Island Masters Track & Field Championships

Seeded Programme - Friday 19th January 2024

Meet Program - SI Masters Day 1

Event 1 W30-95 Shot Put Masters

Friday 19/01/2024 - 04:30			
Pos	Name	Age Team	Seed Mark
Flight 1 of 1 Finals			
1	7501 Noni Callander	W76 OTG	_____
2	7502 Lois Anderson	W77 CAN	_____
3	8003 Glen Watts	W83 CAN	_____
4	8001 Justine Whitaker	W82 CAN	_____
5	7001 Noeline Burden	W70 OTG	_____
6	6007 Alison Newall	W63 OTG	_____
7	6003 Karen Hulena	W60 AKL	_____

Event 2 M30-95 Hammer Throw Masters

Friday 19/01/2024 - 04:30			
Pos	Name	Age Team	Seed Mark
Flight 1 of 1 Finals			
1	8503 Alan Hunter	M86 CAN	_____
2	9001 Jim Blair	M92 OTG	_____
3	7005 Lester Laughton	M72 STH	_____
4	5004 Simon Maole	M51 OTG	_____
5	8002 Brian Senior	M83 CAN	_____
6	7006 Rick Davison	M74 CAN	_____

Event 3 W50-59 80 Short Hurdles 762mm Masters

Friday 19/01/2024 - 04:30			
Lane	Name	Age Team	Seed Time
Section 1 of 1 Finals			
5	5001 Liezel De Wet	W50 TAS	_____

Event 5 M60-69 100 Short Hurdles 839mm Masters

Friday 19/01/2024 - 04:40			
Lane	Name	Age Team	Seed Time
Section 1 of 1 Finals			
5	6505 Georg Ludwig	M69 CAN	_____
6	6009 Bruce Thomson	M64 STH	_____
7	6002 Paul Daborn	M60 WBP	_____

Event 9 X30-95 3000 Metre Race Walk Masters

Friday 19/01/2024 - 05:00			
Lane	Name	Age Team	Seed Time
Section 1 of 1 Finals			
1	8004 Daphne Jones	W82 WEL	_____
2	6006 Helen Willis	W61 WEL	_____
3	7503 Jacqueline Wilson	W77 WEL	_____

Event 10 X30-95 3000 Metre Run Masters

Friday 19/01/2024 - 05:00			
Lane	Name	Age Team	Seed Time
Section 1 of 2 Finals			
1	8501 Fred Cooper	M85 TAS	_____
2	6005 Lyn Smith	W60 TAS	_____
3	5007 Tracey Sims	W54 TAS	_____

Section 2 of 2 Finals

1	4001 Barney Hoskins	M41 TAS	_____
2	5501 Malcolm Cornelius	M57 CAN	_____
3	4003 Curtis Moore	M42 TAS	_____
4	5003 Brian Kemp	M51 TAS	_____
5	6502 Peter Richards	M65 CAN	_____
6	5005 Michelle van Looy	W52 WEL	_____
7	4504 Catherine Delaporte	W48 TAS	_____
8	5002 Paula Canning	W51 TAS	_____
9	5006 Wendy Richards	W54 CAN	_____

Event 11 X30-95 Long Jump Masters

Friday 19/01/2024 - 05:15			
Pos	Name	Age Team	Seed Mark
Flight 1 of 1 Finals			
1	8503 Alan Hunter	M86 CAN	_____
2	7502 Lois Anderson	W77 CAN	_____
3	7001 Noeline Burden	W70 OTG	_____
4	6007 Alison Newall	W63 OTG	_____
5	6003 Karen Hulena	W60 AKL	_____
6	5001 Liezel De Wet	W50 TAS	_____
7	6004 Mark Macfarlane	M60 WEL	_____
8	6501 John Rawcliffe	M65 TAS	_____

Event 14 W30-95 Hammer Throw Masters

Friday 19/01/2024 - 06:00			
Pos	Name	Age Team	Seed Mark
Flight 1 of 1 Finals			
1	8003 Glen Watts	W83 CAN	_____
2	8001 Justine Whitaker	W82 CAN	_____
3	7502 Lois Anderson	W77 CAN	_____
4	7501 Noni Callander	W76 OTG	_____

Event 15 M30-95 Shot Put Masters

Friday 19/01/2024 - 06:00			
Pos	Name	Age Team	Seed Mark
Flight 1 of 1 Finals			
1	7006 Rick Davison	M74 CAN	_____
2	5004 Simon Maole	M51 OTG	_____
3	8002 Brian Senior	M83 CAN	_____
4	7005 Lester Laughton	M72 STH	_____
5	9001 Jim Blair	M92 OTG	_____
6	8503 Alan Hunter	M86 CAN	_____
7	8502 Peter Hanson	M86 WEL	_____

Event 16 M60-69 300 Long Hurdles 762mm Masters

Friday 19/01/2024 - 06:15			
Lane	Name	Age Team	Seed Time
Section 1 of 1 Finals			
5	6505 Georg Ludwig	M69 CAN	_____
6	6002 Paul Daborn	M60 WBP	_____
7	6009 Bruce Thomson	M64 STH	_____

NOTE:

Event 9 & Event 10 / Section 1 start @ 5:00 p.m.
Event 10 - Section 2 starts @ 5:40 p.m.

South Island Masters Track & Field Championships

Seeded Programme - Saturday 20th January 2024

Meet Program - SI Masters Day 2

Event 31 X30-95 High Jump Masters

Saturday 20/01/2024 - 09:30

Pos	Name	Age	Team	Seed	Mark
Flight 1 of 1 Finals					
1	8503 Alan Hunter	M86	CAN		_____
2	7001 Noeline Burden	W70	OTG		_____
3	7502 Lois Anderson	W77	CAN		_____
4	6505 Georg Ludwig	M69	CAN		_____
5	6003 Karen Hulena	W60	AKL		_____
6	6007 Alison Newall	W63	OTG		_____
7	6004 Mark Macfarlane	M60	WEL		_____
8	4501 Adrian Phillips	M45	TAS		_____

Event 32 X30-95 1500 Metre Race Walk Masters

Saturday 20/01/2024 - 09:30

Lane	Name	Age	Team	Seed	Time
Section 1 of 1 Finals					
1	6006 Helen Willis	W61	WEL		_____
2	7503 Jacqueline Wilson	W77	WEL		_____
3	8004 Daphne Jones	W82	WEL		_____

Event 33 X30-95 1500 Metre Run Masters

Saturday 20/01/2024 - 09:30

Lane	Name	Age	Team	Seed	Time
Section 1 of 2 Finals					
1	4504 Catherine Delaporte	W48	TAS		_____
2	4502 Jo Van Rensburg	W45	CAN		_____
3	6005 Lyn Smith	W60	TAS		_____
4	5007 Tracey Sims	W54	TAS		_____
5	3502 Laura Smidt	W35	TAS		_____
6	5002 Paula Canning	W51	TAS		_____
Section 2 of 2 Finals					
2	4007 Craig Oliver	M41	CAN		_____
3	4006 Alan Ferguson	M41	TAS		_____
4	7003 Rodger Ward	M70	CAN		_____
5	7002 David Riddell	M70	TAS		_____
6	5501 Malcolm Cornelius	M57	CAN		_____
7	4001 Barney Hoskins	M41	TAS		_____
8	6502 Peter Richards	M65	CAN		_____
9	5003 Brian Kemp	M51	TAS		_____
10	3503 Shaun Fauth	M38	CAN		_____
11	4008 Nigel Burgess	M43	TAS		_____
12	6001 TC Chadderton	M60	TAS		_____

Event 34 W30-95 Discus Throw Masters

Saturday 20/01/2024 - 09:40

Pos	Name	Age	Team	Seed	Mark
Flight 1 of 1 Finals					
1	7501 Noni Callander	W76	OTG		_____
2	8003 Glen Watts	W83	CAN		_____
3	8001 Justine Whitaker	W82	CAN		_____

Event 36 X30-95 100 Metre Sprint Masters

Saturday 20/01/2024 - 10:20

Lane	Name	Age	Team	Seed	Time
Section 1 of 3 Finals					
2	7502 Lois Anderson	W77	CAN		_____
3	7001 Noeline Burden	W70	OTG		_____
4	6005 Lyn Smith	W60	TAS		_____
5	6007 Alison Newall	W63	OTG		_____
6	8503 Alan Hunter	M86	CAN		_____
7	8502 Peter Hanson	M86	WEL		_____
Section 2 of 3 Finals					
2	7002 David Riddell	M70	TAS		_____
3	6503 Uros Sumar	M65	STH		_____
4	6504 Dennis O'Leary	M68	HBG		_____
5	6501 John Rawcliffe	M65	TAS		_____
6	4002 Joeline Jones	W42	TAS		_____
7	4004 Vic Chapman	W44	CAN		_____
Section 3 of 3 Finals					
3	3501 Remy Le Brun	M35	TAS		_____
4	6009 Bruce Thomson	M64	STH		_____
5	6002 Paul Daborn	M60	WBP		_____
6	6004 Mark Macfarlane	M60	WEL		_____
7	5008 Alastair Duffy	M51	TAS		_____

Event 39 M30-95 Discus Throw Masters

Saturday 20/01/2024 - 10:30

Pos	Name	Age	Team	Seed	Mark
Flight 1 of 1 Finals					
1	8503 Alan Hunter	M86	CAN		_____
2	9001 Jim Blair	M92	OTG		_____
3	7005 Lester Laughton	M72	STH		_____
4	5004 Simon Maole	M51	OTG		_____
5	6504 Dennis O'Leary	M68	HBG		_____
6	8002 Brian Senior	M83	CAN		_____
7	7006 Rick Davison	M74	CAN		_____
8	6501 John Rawcliffe	M65	TAS		_____
9	4501 Adrian Phillips	M45	TAS		_____

Event 40 W30-94 2000 Metre Steeplechase 762mm Masters

Saturday 20/01/2024 - 11:00

Lane	Name	Age	Team	Seed	Time
Section 1 of 1 Finals					
1	5005 Michelle van Looy	W52	WEL		_____

Event 41 M60-94 2000 Metre Steeplechase 762mm Masters

Saturday 20/01/2024 - 11:00

Lane	Name	Age	Team	Seed	Time
Section 1 of 1 Finals					
1	6008 Tim Cross	M64	TAS		_____

South Island Field Events Records:

If you think you might break a record and do break a record, please let the officials know at the time, so the performance can be checked. The implement also needs to be checked, post the event.

Meet Program - SI Masters Day 2

Event 42 X30-95 Triple Jump Masters

Saturday 20/01/2024 - 11:15

Pos	Name	Age	Team	Seed	Mark
Flight 1 of 1 Finals					
1	4501 Adrian Phillips	M45	TAS		_____
2	6004 Mark Macfarlane	M60	WEL		_____
3	5001 Liezel De Wet	W50	TAS		_____
4	6007 Alison Newall	W63	OTG		_____
5	7001 Noeline Burden	W70	OTG		_____
6	7502 Lois Anderson	W77	CAN		_____

Event 44 W30-95 Javelin Throw Masters

Saturday 20/01/2024 - 12:00

Pos	Name	Age	Team	Seed	Mark
Flight 1 of 1 Finals					
1	7501 Noni Callander	W76	OTG		_____
2	8003 Glen Watts	W83	CAN		_____
3	8001 Justine Whitaker	W82	CAN		_____
4	7502 Lois Anderson	W77	CAN		_____
5	6007 Alison Newall	W63	OTG		_____
6	6003 Karen Hulena	W60	AKL		_____

Event 46 X30-95 400 Metre Sprint Masters

Saturday 20/01/2024 - 12:30

Lane	Name	Age	Team	Seed	Time
Section 1 of 2 Finals					
2	6005 Lyn Smith	W60	TAS		_____
3	4002 Joeline Jones	W42	TAS		_____
4	4004 Vic Chapman	W44	CAN		_____
5	6003 Karen Hulena	W60	AKL		_____
6	6007 Alison Newall	W63	OTG		_____
Section 2 of 2 Finals					
1	7002 David Riddell	M70	TAS		_____
2	6001 TC Chadderton	M60	TAS		_____
3	6009 Bruce Thomson	M64	STH		_____
4	6002 Paul Daborn	M60	WBP		_____
5	4005 Gareth Noble	M44	OTG		_____
6	4008 Nigel Burgess	M43	TAS		_____
7	4503 David Hansen	M46	TAS		_____
8	4501 Adrian Phillips	M45	TAS		_____

Event 49 M30-95 Javelin Throw Masters

Saturday 20/01/2024 - 12:45

Pos	Name	Age	Team	Seed	Mark
Flight 1 of 1 Finals					
1	8503 Alan Hunter	M86	CAN		_____
2	9001 Jim Blair	M92	OTG		_____
3	8502 Peter Hanson	M86	WEL		_____
4	5004 Simon Maole	M51	OTG		_____
5	7005 Lester Laughton	M72	STH		_____
6	8002 Brian Senior	M83	CAN		_____
7	7006 Rick Davison	M74	CAN		_____
8	6501 John Rawcliffe	M65	TAS		_____
9	4501 Adrian Phillips	M45	TAS		_____

Event 50 M30-95 Weight Throw Masters

Saturday 20/01/2024 - 13:30

Pos	Name	Age	Team	Seed	Mark
Flight 1 of 1 Finals					
1	8503 Alan Hunter	M86	CAN		_____
2	9001 Jim Blair	M92	OTG		_____
3	7005 Lester Laughton	M72	STH		_____
4	8002 Brian Senior	M83	CAN		_____
5	7006 Rick Davison	M74	CAN		_____
6	5004 Simon Maole	M51	OTG		_____

Event 51 W30-95 Weight Throw Masters

Saturday 20/01/2024 - 13:30

Pos	Name	Age	Team	Seed	Mark
Flight 1 of 1 Finals					
1	8001 Justine Whitaker	W82	CAN		_____
2	7502 Lois Anderson	W77	CAN		_____
3	7501 Noni Callander	W76	OTG		_____
4	8003 Glen Watts	W83	CAN		_____

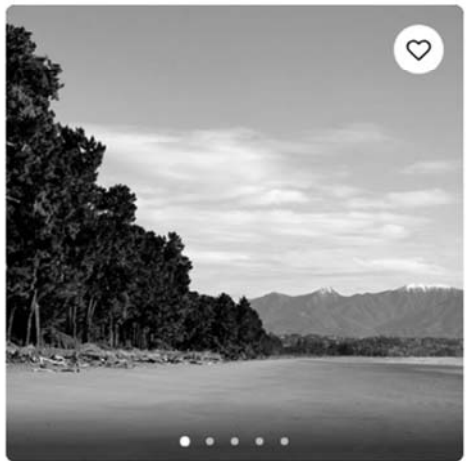
More things to do in Nelson ...



3. Nelson Saturday Market

358

Flea & Street Markets



4. Moturoa / Rabbit Island

147

Islands

South Island Masters Track & Field Championships

Seeded Programme - Sunday 21st January 2024

Meet Program - SI Masters Day 3

Event 70 Outdoor Pentathlon: #1 W30-95 100 Metre Sprint Masters

Sunday 21/01/2024 - 09:00

Lane	Name	Age	Team	Seed	Time
Section 1 of 1 Finals					
4	6003 Karen Hulena	W60	AKL		_____
5	6007 Alison Newall	W63	OTG		_____

Event 71 Outdoor Pentathlon: #2 W30-95 Shot Put Masters

Sunday 21/01/2024 - Start time TBC

Pos	Name	Age	Team	Seed	Mark
Flight 1 of 1 Finals					
1	6003 Karen Hulena	W60	AKL		_____
2	6007 Alison Newall	W63	OTG		_____

Event 72 Outdoor Pentathlon: #3 W30-95 Long Jump Masters

Sunday 21/01/2024 - Start time TBC

Pos	Name	Age	Team	Seed	Mark
Flight 1 of 1 Finals					
1	6007 Alison Newall	W63	OTG		_____
2	6003 Karen Hulena	W60	AKL		_____

Event 73 Outdoor Pentathlon: #4 W30-95 Javelin Throw Masters

Sunday 21/01/2024 - Start time TBC

Pos	Name	Age	Team	Seed	Mark
Flight 1 of 1 Finals					
1	6007 Alison Newall	W63	OTG		_____
2	6003 Karen Hulena	W60	AKL		_____

Event 74 Outdoor Pentathlon: #5 W30-95 800 Metre Run Masters

Sunday 21/01/2024 - Start time TBC

Lane	Name	Age	Team	Seed	Time
Section 1 of 1 Finals					
1	6003 Karen Hulena	W60	AKL		_____
2	6007 Alison Newall	W63	OTG		_____

Event 75 Throws Pentathlon: #1 W30-95 Hammer Throw Masters

Sunday 21/01/2024 - 09:00

Pos	Name	Age	Team	Seed	Mark
Flight 1 of 1 Finals					
1	7501 Noni Callander	W76	OTG		_____
2	8003 Glen Watts	W83	CAN		_____
3	7502 Lois Anderson	W77	CAN		_____
4	8001 Justine Whitaker	W82	CAN		_____

Event 76 Throws Pentathlon: #2 W30-95 Shot Put Masters

Sunday 21/01/2024 - Start time TBC

Pos	Name	Age	Team	Seed	Mark
Flight 1 of 1 Finals					
1	8001 Justine Whitaker	W82	CAN		_____
2	7502 Lois Anderson	W77	CAN		_____
3	8003 Glen Watts	W83	CAN		_____
4	7501 Noni Callander	W76	OTG		_____

Event 77 Throws Pentathlon: #3 W30-95 Discus Throw Masters

Sunday 21/01/2024 - Start time TBC

Pos	Name	Age	Team	Seed	Mark
Flight 1 of 1 Finals					
1	8003 Glen Watts	W83	CAN		_____
2	7501 Noni Callander	W76	OTG		_____
3	8001 Justine Whitaker	W82	CAN		_____
4	7502 Lois Anderson	W77	CAN		_____

Event 78 Throws Pentathlon: #4 W30-95 Javelin Throw Masters

Sunday 21/01/2024 - Start time TBC

Pos	Name	Age	Team	Seed	Mark
Flight 1 of 1 Finals					
1	8003 Glen Watts	W83	CAN		_____
2	7502 Lois Anderson	W77	CAN		_____
3	7501 Noni Callander	W76	OTG		_____
4	8001 Justine Whitaker	W82	CAN		_____

Event 79 Throws Pentathlon: #5 W30-95 Weight Throw Masters

Sunday 21/01/2024 - Start time TBC

Pos	Name	Age	Team	Seed	Mark
Flight 1 of 1 Finals					
1	7502 Lois Anderson	W77	CAN		_____
2	8001 Justine Whitaker	W82	CAN		_____
3	7501 Noni Callander	W76	OTG		_____
4	8003 Glen Watts	W83	CAN		_____

Event 80 Throws Pentathlon: #1 M30-95 Hammer Throw Masters

Sunday 21/01/2024 - 09:00

Pos	Name	Age	Team	Seed	Mark
Flight 1 of 1 Finals					
1	8503 Alan Hunter	M86	CAN		_____
2	9001 Jim Blair	M92	OTG		_____
3	7005 Lester Laughton	M72	STH		_____
4	8002 Brian Senior	M83	CAN		_____
5	5004 Simon Maole	M51	OTG		_____
6	7006 Rick Davison	M74	CAN		_____

Event 81 Throws Pentathlon: #2 M30-95 Shot Put Masters

Sunday 21/01/2024 - Start time TBC

Pos	Name	Age	Team	Seed	Mark
Flight 1 of 1 Finals					
1	8503 Alan Hunter	M86	CAN		_____
2	9001 Jim Blair	M92	OTG		_____
3	7005 Lester Laughton	M72	STH		_____
4	5004 Simon Maole	M51	OTG		_____
5	8002 Brian Senior	M83	CAN		_____
6	7006 Rick Davison	M74	CAN		_____

NOTE:

For all Combined Events the start times will be decided by the Field Referee, after consultation with the competitors.

Meet Program - SI Masters Day 3

Event 82 Throws Pentathlon: #3 M30-95 Discus Throw Masters

Sunday 21/01/2024 - Start time TBC

Pos	Name	Age	Team	Seed Mark
Flight 1 of 1 Finals				
1	8503 Alan Hunter	M86	CAN	_____
2	9001 Jim Blair	M92	OTG	_____
3	7005 Lester Laughton	M72	STH	_____
4	7006 Rick Davison	M74	CAN	_____
5	8002 Brian Senior	M83	CAN	_____
6	5004 Simon Maole	M51	OTG	_____

Event 83 Throws Pentathlon: #4 M30-95 Javelin Throw Masters

Sunday 21/01/2024 - Start time TBC

Pos	Name	Age	Team	Seed Mark
Flight 1 of 1 Finals				
1	8503 Alan Hunter	M86	CAN	_____
2	9001 Jim Blair	M92	OTG	_____
3	8002 Brian Senior	M83	CAN	_____
4	7005 Lester Laughton	M72	STH	_____
5	7006 Rick Davison	M74	CAN	_____
6	5004 Simon Maole	M51	OTG	_____

Event 84 Throws Pentathlon: #5 M30-95 Weight Throw Masters

Sunday 21/01/2024 - Start time TBC

Pos	Name	Age	Team	Seed Mark
Flight 1 of 1 Finals				
1	7006 Rick Davison	M74	CAN	_____
2	8503 Alan Hunter	M86	CAN	_____
3	7005 Lester Laughton	M72	STH	_____
4	8002 Brian Senior	M83	CAN	_____
5	9001 Jim Blair	M92	OTG	_____
6	5004 Simon Maole	M51	OTG	_____

Event 85 X30-95 5000 Metre Race Walk Masters

Sunday 21/01/2024 - 09:10

Lane	Name	Age	Team	Seed Time
Section 1 of 1 Finals				
1	7503 Jacqueline Wilson	W77	WEL	_____
2	6006 Helen Willis	W61	WEL	_____
3	8004 Daphne Jones	W82	WEL	_____

Event 86 X30-95 5000 Metre Run Masters

Sunday 21/01/2024 - 09:10

Lane	Name	Age	Team	Seed Time
Section 1 of 1 Finals				
1	4003 Curtis Moore	M42	TAS	_____
2	4006 Alan Ferguson	M41	TAS	_____
3	3001 Clinton Manderson	M30	TAS	_____
4	5005 Michelle van Looy	W52	WEL	_____
5	8501 Fred Cooper	M85	TAS	_____
6	5007 Tracey Sims	W54	TAS	_____
7	5002 Paula Canning	W51	TAS	_____
8	6502 Peter Richards	M65	CAN	_____
9	6005 Lyn Smith	W60	TAS	_____
10	5006 Wendy Richards	W54	CAN	_____
11	4001 Barney Hoskins	M41	TAS	_____
12	5003 Brian Kemp	M51	TAS	_____
13	6008 Tim Cross	M64	TAS	_____

Event 88 Outdoor Pentathlon: #1 M30-95 Long Jump Masters

Sunday 21/01/2024 - 09:15

Pos	Name	Age	Team	Seed Mark
Flight 1 of 1 Finals				
1	8503 Alan Hunter	M86	CAN	_____
2	6501 John Rawcliffe	M65	TAS	_____

Event 89 Outdoor Pentathlon: #2 M30-95 Javelin Throw Masters

Sunday 21/01/2024 - Start time TBC

Pos	Name	Age	Team	Seed Mark
Flight 1 of 1 Finals				
1	8503 Alan Hunter	M86	CAN	_____
2	6501 John Rawcliffe	M65	TAS	_____

Event 90 Outdoor Pentathlon: #3 M30-95 200 Metre Sprint Masters

Sunday 21/01/2024 - Start time TBC

Lane	Name	Age	Team	Seed Time
Section 1 of 1 Finals				
2	8503 Alan Hunter	M86	CAN	_____
3	6501 John Rawcliffe	M65	TAS	_____

Event 91 Outdoor Pentathlon: #4 M30-95 Discus Throw Masters

Sunday 21/01/2024 - Start time TBC

Pos	Name	Age	Team	Seed Mark
Flight 1 of 1 Finals				
1	6501 John Rawcliffe	M65	TAS	_____
2	8503 Alan Hunter	M86	CAN	_____

Event 92 Outdoor Pentathlon: #5 M30-95 1500 Metre Run Masters

Sunday 21/01/2024 - Start time TBC

Lane	Name	Age	Team	Seed Time
Section 1 of 1 Finals				
1	6501 John Rawcliffe	M65	TAS	_____
2	8503 Alan Hunter	M86	CAN	_____

Event 95 X30-95 60 Metre Sprint Masters

Sunday 21/01/2024 - 10:20

Lane	Name	Age	Team	Seed Time
Section 1 of 2 Finals				
2	8502 Peter Hanson	M86	WEL	_____
3	8503 Alan Hunter	M86	CAN	_____
4	7502 Lois Anderson	W77	CAN	_____
5	6007 Alison Newall	W63	OTG	_____
6	7001 Noeline Burden	W70	OTG	_____
Section 2 of 2 Finals				
1	6504 Dennis O'Leary	M68	HBG	_____
2	6503 Uros Sumar	M65	STH	_____
3	4002 Joeline Jones	W42	TAS	_____
4	3501 Remy Le Brun	M35	TAS	_____
5	6004 Mark Macfarlane	M60	WEL	_____
6	4501 Adrian Phillips	M45	TAS	_____
7	6002 Paul Daborn	M60	WBP	_____
8	6009 Bruce Thomson	M64	STH	_____

NOTE:

For all Combined Events the start times will be decided by the Field Referee, after consultation with the competitors.

Meet Program - SI Masters Day 3

Event 97 X30-95 800 Metre Run Masters

Sunday 21/01/2024 - 11:15

Lane	Name	Age	Team	Seed Time
Section 1 of 2 Finals				
1	6005 Lyn Smith	W60	TAS	_____
2	6003 Karen Hulena	W60	AKL	_____
3	4004 Vic Chapman	W44	CAN	_____
4	3502 Laura Smidt	W35	TAS	_____
5	4502 Jo Van Rensburg	W45	CAN	_____
6	4504 Catherine Delaporte	W48	TAS	_____
7	7002 David Riddell	M70	TAS	_____
8	6506 Andrew Stark	M66	CAN	_____
9	6502 Peter Richards	M65	CAN	_____
10	6008 Tim Cross	M64	TAS	_____
11	7003 Rodger Ward	M70	CAN	_____
Section 2 of 2 Finals				
1	4005 Gareth Noble	M44	OTG	_____
2	4007 Craig Oliver	M41	CAN	_____
3	5003 Brian Kemp	M51	TAS	_____
4	3503 Shaun Fauth	M38	CAN	_____
5	4008 Nigel Burgess	M43	TAS	_____
6	4501 Adrian Phillips	M45	TAS	_____
7	5501 Malcolm Cornelius	M57	CAN	_____

Event 100 X30-95 200 Metre Sprint Masters

Sunday 21/01/2024 - 11:55

Lane	Name	Age	Team	Seed Time
Section 1 of 2 Finals				
2	8502 Peter Hanson	M86	WEL	_____
3	6009 Bruce Thomson	M64	STH	_____
4	6002 Paul Daborn	M60	WBP	_____
5	6004 Mark Macfarlane	M60	WEL	_____
6	6504 Dennis O'Leary	M68	HBG	_____
7	7002 David Riddell	M70	TAS	_____
Section 2 of 2 Finals				
3	4002 Joeline Jones	W42	TAS	_____
4	4004 Vic Chapman	W44	CAN	_____
5	4503 David Hansen	M46	TAS	_____
6	3501 Remy Le Brun	M35	TAS	_____
7	3503 Shaun Fauth	M38	CAN	_____
8	4005 Gareth Noble	M44	OTG	_____



5. Tahunanui Beach

●●●●● 296

Beaches



8. Founders Park

●●●●● 516

Parks

	Hammer	Shot Put	Discus	Javelin	Heavy Weight
Women:					
W30-49	4.00kg	4.00kg	1.00kg	600g	9.080kg
W50-59	3.00kg	3.00kg	1.00kg	500g	7.260kg
W60-74	3.00kg	3.00kg	1.00kg	500g	5.450kg
W75+	2.00kg	2.00kg	750g	400g	4.000kg
Men:					
M30-49	7.26kg	7.26kg	2.00kg	800g	15.88kg
M50-59	6.00kg	6.00kg	1.50kg	700g	11.34kg
M60-69	5.00kg	5.00kg	1.00kg	600g	9.08kg
M70-79	4.00kg	4.00kg	1.00kg	500g	7.26kg
M80+	3.00kg	3.00kg	1.00kg	400g	5.45kg

WMA SPECIFICATIONS for HURDLES / STEEPLECHASE

Age Group	Distance	Hurdle Height	Number of hurdles	Distance to first hurdle	Distance between hurdles	Distance to Finish
Women: Short Hurdles						
W30-39	100m	840mm	10	13.00m	8.50m	10.50m
W40-49	80m	762mm	8	12.00m	8.00m	12.00m
W50-59	80m	762mm	8	12.00m	7.00m	19.00m
W60+	80m	686mm	8	12.00m	7.00m	19.00m
Women: Long Hurdles						
W30-49	400m	762mm	10	45.00m	35.00m	40.00m
W50-59	300m	762mm	7	50.00m	35.00m	40.00m
W60-69	300m	686mm	7	50.00m	35.00m	40.00m
W70+	200m	686mm	5	20.00m	35.00m	40.00m
Women: Steeplechase						
W30+	2000m	762mm	18 barriers including 5 water jumps			
Men: Short Hurdles						
M30-49	110m	991mm	10	13.72m	9.14m	14.02m
M50-59	100m	914mm	10	13.00m	8.50m	10.50m
M60-69	100m	840mm	10	12.00m	8.00m	12.00m
M70-79	80m	762mm	8	12.00m	7.00m	19.00m
M80+	80m	686mm	8	12.00m	7.00m	19.00m
Men: Long Hurdles						
M30-49	400m	914mm	10	45.00m	35.00m	40.00m
M50-59	400m	840mm	10	45.00m	35.00m	40.00m
M60-69	300m	762mm	7	50.00m	35.00m	40.00m
M70-79	300m	686mm	7	50.00m	35.00m	40.00m
M80+	200m	686mm	5	20.00m	35.00m	40.00m
Men: Steeplechase						
M30-59	3000m	914mm	28 barriers including 7 water jumps			
M60+	2000m	762mm	18 barriers including 5 water jumps			

WMA SPECIFICATIONS for IMPLEMENTS

	Hammer	Shot Put	Discus	Javelin	Heavy Weight
Women:					
W30-49	4.00kg	4.00kg	1.00kg	600g	9.080kg (20lb)
W50-59	3.00kg	3.00kg	1.00kg	500g	7.260kg (16lb)
W60-74	3.00kg	3.00kg	1.00kg	500g	5.450kg (12lb)
W75+	2.00kg	2.00kg	750g	400g	4.000kg (8.9lb)
Men:					
M30-49	7.26kg	7.26kg	2.00kg	800g	15.88kg 35lb
M50-59	6.00kg	6.00kg	1.50kg	700g	11.34kg 25lb
M60-69	5.00kg	5.00kg	1.00kg	600g	9.08kg 20lb
M70-79	4.00kg	4.00kg	1.00kg	500g	7.26kg 16lb
M80+	3.00kg	3.00kg	1.00kg	400g	5.45kg 12lb

South Island Masters Track & Field Championship Records: (Updated 25 Feb 2023)

This document contains the following information in **TWO** sections:

- South Island Championship Event Records:** A list of all South Island Championship records for the events that are regularly held at the South Island Track & Field Championships. A separate document containing a list of all individual event performances & points scored for the **SI Championship Throws Pentathlon & Track Pentathlon** events can also be viewed on the NZMA website (see **Appendix D**). This has been included so that new points totals can be re-calculated if age factors change in the future.
- Archived South Island Championship Records:** A list of all other South Island Championship records on file, including records archived due to age factor or implement changes.

Note: A Microsoft Word version of these records is available on request for Centres hosting the SI Championships, so the records can be included in the Championship booklet.

60m		Women			Men		
30	H Dinnissen	Can	8.63 (+0.0)	2017			
35	H Dinnissen	Can	8.20 (-1.2)	2023	S Belesky	Sth	7.65 (-0.2) 2016
40	J Jones	Tas	8.32 (-0.4)	2021	N Bolton	Can	7.87 (-0.2) 2016
45	L Wilson	Otg	8.72 (+0.0)	2011	N Bolton	Can	7.60 (+1.2) 2019
50	L Martin	Can	8.75 (+0.0)	2017	T Tan	Otg	8.04 (-0.2) 2016
55	L Michell	Otg	9.07 (-0.4)	2021	J Campbell	Can	7.77 (-0.1) 2020
60	A Newall	Otg	9.77 (+0.7)	2020	B Thomson	Otg	8.73 (+0.2) 2021
65	L Anderson	Can	10.24 (+0.1)	2013	K Rozecki-Pollard	Otg	9.08 2012
70	L Anderson	Can	11.62 (+0.7)	2020	I Sim	Otg	9.20 (+0.8) 2017
75	L Anderson	Can	11.65 (-0.4)	2021	B Baxter	Otg	9.45 (+0.9) 2020
80	I Bishop	Can	20.30 (-0.1)	2015	M Wood	Can	10.60 (+0.0) 2013
85					M Wood	Can	11.56 (+1.7) 2019
90					A MacKay	Sth	15.06 (+0.8) 2017
100m		Women			Men		
30	S Parsons	Otg	14.82 (-0.2)	2016	S Yousuf	Can	12.4 2007
35	T Excell	Sth	13.11 (+0.8)	2017	J Barnfield	Can	11.7 1993
40	N Clent	Otg	13.8	1987	J Barnfield	Can	11.8 (H) 1994
					N Bolton	Can	11.86 (-0.3) (ET) 2013
45	A Horsnell	Can	13.5 (H)	1983	B McPhail	Can	11.7 1983
	L Wilson	Otg	13.59 (+0.3) (ET)	2011			
50	L Martin	Can	14.00 (+0.8)	2017	B McPhail	Can	11.7 1987
55	S Peterson	Can	13.9	1983	J Campbell	Can	12.28 (+1.0) 2020
60	C Giles	Otg	15.90 (-0.2)	2016	B McPhail	Can	13.6= 2000
					K Rozecki-Pollard	Otg	13.6= 2008
					K Hutton	Otg	13.6= 2009
65	L Anderson	Can	16.55 (+0.2)	2013	B McPhail	Can	13.8 2004
70	S Peterson	Can	17.4	2000	V Paddam	Otg	14.83 (+0.2) 2020
75	L Anderson	Can	19.78 (+1.8)	2023	B Baxter	Otg	15.07 (+0.2) 2020
80					A Mackay	Sth	17.0 2009
85					M Cook	Can	28.14 (+0.2) 2011
200m		Women			Men		
30	S Parsons	Otg	31.72 (-2.9)	2016	S Yousuf	Can	25.1 2007
35	J Jones	Tas	27.19 (-0.1)	2020	J Barnfield	Can	24.3 1993
40	J Jones	Tas	27.23 (-2.1)	2021	J Barnfield	Can	24.3 1995
45	L Wilson	Otg	28.02 (+0.1)	2011	B McPhail	Can	24.1 1983
50	L Wilson	Otg	27.45 (+1.9)	2014	B McPhail	Can	24.7 1987
55	S Peterson	Can	29.8 HT	1986	J Campbell	Can	24.96 (-0.1) 2020
	L Mitchell	Otg	29.85 (-2.1)	2021			

60	J Russell	Can	33.67 (+0.8)	2020	B Halpin	Can	27.9	1993
65	G Kirkman	Sth	34.69 (-2.1)	2021	M Fraser	Can	29.11	2006
70	S Peterson	Can	39.4	2000	V Paddam	Otg	31.21 (+0.6)	2020
75					B Baxter	Otg	31.05 (+0.6)	2020
80					A Mackay	Sth	36.4	2008
85								
400m			Women				Men	
30	H Dinnissen	Can	66.47	2017				
35	J Jones	Tas	62.26	2020	A Pollock	Can	54.4	1990
40	J Jones	Tas	62.52	2021	M Fraser	Can	54.4	1983
45	L Wilson	Otg	64.84	2011	M Fraser	Can	54.7	1985
50	L Wilson	Otg	63.88	2014	B McPhail	Can	54.2	1987
55	C Giles	Otg	74.35	2011	M Weddell	Otg	59.38	2004
60	A Newall	Otg	79.69	2021	B Thomson	Sth	62.05	2019
65	G Kirkman	Sth	73.69	2018	M Fraser	Can	63.82	2004
70	L Reid	Can	1:25.52	2017	M Wood	Can	71.4	2003
75	G Jones	Sth	2:00.40	2018	M Fraser	Can	76.14	2015
80					Max Wood	Can	1.37.29	2013
85								
800m			Women				Men	
30					G Baker	Sth	2:16.7	2005
35	G Talbot	Can	2:23.2	1987	G MacIntosh	Sth	2:10.39	2010
40	M O'Connor	Can	2:32.7	1995	G Ludwig	Can	2:01.5	1995
45	M Orman	Tas	2:35.8	1990	M Fraser	Can	2:07.2	1987
50	M Chorley	Can	2:33.60	2017	A Stark	Can	2:04.49	2011
55	L Reed	Can	2:41.1	2004	P Fitzgerald	Otg	2:19.30	2017
60	L Reed	Can	2:56.52	2010	D Turnbull	Sth	2:20.3	1990
65	G Kirkman	Sth	3:02.56	2018	T McManus	Can	2.30.01	2014
70	L Reed	Can	3:09.70	2017	M Bond	Can	2:54.20	2015
75	B Patrick	Qtg	3:46.36	2023	R Stevens	Can	3:01.7	2008
80	M Rough	Otg	3:55.65	2020	G McPherson	Can	3:27.3	1998
85					D Fincham	Otg	6:26.9	1996
1500m			Women				Men	
30	C Scobie	Sth	5:54.53	2018	G Baker	Sth	4:57.1	2005
35	A Joyce	Otg	5:00.4	1981	B Uden	Can	4:10.2	1995
40	P Taylor	Can	4:55.3	1987	J Dixon	Tas	4:03.7	1987
45	J Wilson	Otg	5:20.2	2007	Jim MacDonald	Can	4:22.1	1983
50	M Chorley	Can	5:11.0	2017	A Stark	Can	4:16.67	2011
55	L Reed	Can	5:29.1	2004	M Lautenslager	Tas	4:34.48	2012
60	L Reed	Can	5:47.1	2010	D Turnbull	Sth	4:51.0	1997
65	L Reed	Can	6:02.81	2012	T McManus	Can	4.50.11	2014
70	L Reed	Can	6:28.3	2017	D Turnbull	Sth	5:35.9	1998
75	M Rough	Otg	7:01.64	2015	R Stevens	Can	5:55.8	2009
80	M Rough	Otg	7:35.83	2020	G McPherson	Can	7:33.4	1998
					S Gawler	Can	7:33.4	2009
85					D Fincham	Otg	13:07.3	1996
3000m			Women				Men	
30	C Scobie	Sth	13:36.15	2018	B Pigou	Otg	10:00.13	2020
35	G Talbot	Can	10:48.5	1987	D Grieve	Sth	10:01.25	2015
40	P Taylor	Can	10:24.9	1987	B Tingay	Can	8:59.04	2023

5km Track Walk					Women		Men		
35	W Healey	Tas	27:58.14	2012					
40	J Edmunds	Otg	27:39.86	2014	T McCashin	Tas	29:38.35	2012	
45	Y Shaw	Tas	31:23.0	2008	S Farquhar	Tas	27:14.1	2008	
50	G MacDougall	Tas	33:17.46	2012					
55					P Hague	Tas	30:35.7	2008	
60	C McKenzie	Tas	36:45.93	2018	R Denton	Tas	30:39.43	2012	
65	S Rolston	Can	37:33.24	2018	P Hague	Tas	32:41.58	2019	
70	A Henderson	Can	38:14.81	2010	T Cockerill	Otg	35:46.63	2017	
75					T Cockerill	Otg	41:31.61	2020	
All Steeplechase					Women		Men		
30	(2km):				(3km):				
35	(2km): C Doris	Tas	7:44.2	2003	(3km): D O'Sullivan	Sth	12:10.07	2018	
40	(2km): L Donaldson	Can	9:17.0	1989	(3km):				
45	(2km): M Orman	Tas	8:25.8	1989	(3km):				
50	(2km):				(3km): M Morrissey	Tas	11:41.23	2006	
55	(2km): L Reed	Can	8:33.7	2004	(3km): T Cross	Tas	12:46.04	2016	
60	(2km): L Reed	Can	9:15.07	2010	(2km): T Cross	Tas	8:28.80	2020	
65	(2km): L Reed	Can	9:20.23	2012	(2km): I Brownie	Can	9:02.0	1995	
70	(2km): L Reed	Can	9:43.19	2017	(2km): Michael Bond	Can	8.56.04	2014	
75					(2km): E Macintosh	Sth	12:12.83	2023	
All Short Hurdles					Women		Men		
30	(100mH):				(110mH):				
35	(100mH): H Dinnissen	Can	15.80 (+1.9)	2023	(110mH): D Holloway	Otg	25.2	2009	
40	(80mH): D Murphy	Otg	14.5	2001	(110mH): N Bolton	Can	15.89 (-1.1)	2013	
45	(80mH): L Welford	Can	15.3	1992	(110mH): N Bolton	Can	16.50 (-0.3)	2020	
50	(80mH): L Martin	Can	14.09 (-0.8)	2017	(100mH): P Davies	Otg	20.62 (-0.4)	2016	
55	(80mH): C Giles	Otg	16.82 (-1.1)	2013	(100mH): G Wong	Otg	25.08 (-0.3)	2020	
60	(80mH): L Anderson	Can	17.9	2007	(100mH): B Thompson	Sth	19.82 (+1.9)	2023	
65	(80mH): L Anderson	Can	18.78	2011	(100mH): G Ludwig	Can	24.74 (-0.0)	2021	
70	(80mH): S Peterson	Can	19.3	2001	(80mH):				
75	(80mH):				(80mH): C O'Brien	Can	28.0	2007	
80	(80mH):				(80mH):				
All Long Hurdles					Women		Men		
30	(400mH):				(400mH):				
35	(400mH):				(400mH): D O'Sullivan	Otg	76.12	2018	
40	(400mH): J Robinson	Otg	1:35.74	2020	(400mH): D O'Sullivan	Otg	78.66	2019	
45	(400mH):				(400mH):				
50	(300mH): L Martin	Can	54.92	2016	(400mH):				
55	(300mH):				(400mH): G Wong	Otg	1:28.63	2020	
60	(300mH): C Giles	Otg	68.04	2017	(300mH): B Thomson	Sth	51.81	2021	
65	(300mH): G Kirkman	Sth	58.40	2018	(300mH): K Hutton	Otg	55.98	2016	
70	(200mH):				(300mH): K Hutton	Otg	59.06	2019	
75	(200mH):				(300mH):				
80	(200mH):				(200mH):				
Long Jump					Women		Men		
30	S Parsons	Otg	4.37 (-1.0)	2016					

60	A Newall	Otg	1.80	2021	M Shirley	Can	2.29	1990
65					B Senior	Can	2.05	2005
70					C O'Brien	Can	1.75	2001
					W Newton	Can	1.75	2001
					B Senior	Can	1.75	2010
75					C O'Brien	Can	1.53	2007
Shot Put								
				Women				
					Men			
30	4.0kg: J Maxwell	Can	11.07	1993	7.26kg: M O'Brien	Can	12.77	1999
35	4.0kg: R Bates	Otg	12.11	2002	7.26kg: M O'Brien	Can	12.24	2000
40	4.0kg: R Bates	Otg	11.08	2008	7.26kg: K Mahuika	Tas	13.01	1989
45	4.0kg: J Maxwell	Can	10.12	2004	7.26kg: M Flaus	Sth	12.24	2005
50	3.0kg: W Harding	Otg	10.07	2005	6.0kg: S Maloe	Otg	13.07	2023
55	3.0kg: R Bates	Otg	10.78	2021	6.0kg: M Flaus	Sth	11.68	2014
60	3.0kg: W Harding	Otg	8.17	2015	5.0kg: M Flaus	Sth	12.50	2019
65	3.0kg: N Callander	Otg	7.91	2013	5.0kg: G Lawless	Otg	11.36	1995
70	3.0kg: N Callander	Otg	7.47	2019	4.0kg: G Lawless	Otg	11.86	2000
75	2.0kg: G Watts	Can	7.64	2016	4.0kg: G Lawless	Otg	10.04	2005
80	2.0kg: G Watts	Can	6.95	2023	3.0kg: B Senior	Can	9.95	2023
85	2.0kg: R Smith	Can	4.03	2004	3.0kg: N Hawke	Can	6.72	1996
					3.0kg: J Blair	Otg	6.72	2020
90					3.0kg: J Blair	Otg	6.27	2021
Javelin Throw								
				Women				
					Men			
30	600g: J Maxwell	Can	28.36	1993	800g: M Scholten	Otg	39.96	2011
35	600g: S Mene	Can	39.78	1987	800g: W Doyle	Can	45.02	2000
40	600g: J Senior	Can	31.66	1987	800g: M Stewart	Can	47.96	1986
45	600g: T Oudemans	Can	28.12	2021	800g: R Logchies	Can	49.17	2002
50	500g: L Anderson	Can	25.60	1996	700g: A Grayburn	Can	47.96	1980
55	500g: L Osmers	Can	25.24	2019	700g: A Grayburn	Can	44.70	1982
60	500g: F Harvey	Otg	19.84	2023	600g: A Grayburn	Can	46.28	1987
65	500g: N Callander	Otg	15.71	2014	600g: A Grayburn	Can	42.54	1994
70	500g: L Anderson	Can	13.45	2017	500g: A Grayburn	Can	37.17	1998
75	400g: J Whitaker	Can	14.85	2018	500g: A Grayburn	Can	28.28	2002
80	400g: J Whitaker	Can	12.14	2023	400g: B Senior	Can	26.24	2023
85	400g: R Smith	Can	7.83	2006	400g: J Blair	Otg	19.79	2020
90					400g: J Blair	Otg	17.68	2021
Discus Throw								
				Women				
					Men			
30	1.0kg: A McNab	Can	35.33	2016	2.0kg: R Chalmers	Can	33.08	2004
35	1.0kg: S Mene	Can	40.22	1987	2.0kg: T Anderson	Tas	38.86	2003
40	1.0kg: R Bates	Otg	33.66	2008	2.0kg: J Pratten	Can	37.39	2023
45	1.0kg: J Maxwell	Can	31.37	2004	2.0kg: M Flaus	Sth	37.81	2008
50	1.0kg: V Hood	Can	28.94	1993	1.5kg: M Flaus	Sth	43.05	2009
55	1.0kg: V Hood	Can	27.44	1995	1.5kg: G Lawless	Otg	42.46	1985
60	1.0kg: V Hood	Can	23.83	2000	1.0kg: G Lawless	Otg	45.32	1990
65	1.0kg: G Watts	Can	20.03	2006	1.0kg: R Davison	Can	36.41	2014
70	1.0kg: G Watts	Can	19.61	2010	1.0kg: G Lawless	Otg	35.70	2002
75	750g: G Watts	Can	19.79	2017	1.0kg: G Lawless	Otg	31.62	2005
80	750g: G Watts	Can	17.68	2021	1.0kg: B Senior	Can	26.24	2023
85	750g: R Smith	Can	8.35	2005	1.0kg: J Blair	Otg	17.58	2020
90					1.0kg: J Blair	Otg	16.34	2021

Hammer Throw					Women		Men		
30	4.0kg: A Lynch	Can	41.28	2020	7.26kg: M Scholten	Otg	39.69	2012	
35	4.0kg: A Lynch	Can	42.55	2023	7.26kg: M Scholten	Otg	40.47	2013	
40	4.0kg: D McCaw	Otg	40.64	2021	7.26kg: T Fleming	Can	45.70	1986	
45	4.0kg: R Bates	Otg	34.54	2014	7.26kg: M Flaus	Sth	35.92	2008	
50	3.0kg: V Hood	Can	36.64	1993	6.0kg: T Brown	Otg	39.32	1993	
55	3.0kg: R Bates	Otg	36.71	2021	6.0kg: R Davison	Can	41.86	2006	
60	3.0kg: W Harding	Otg	32.63	2015	5.0kg: R Davison	Can	46.59	2009	
65	3.0kg: G Watts	Can	28.60	2007	5.0kg: R Davison	Can	39.03	2014	
70	3.0kg: G Watts	Can	25.75	2011	4.0kg: T Bent	Otg	38.56	2000	
75	2.0kg: G Watts	Can	30.63	2015	4.0kg: B Senior	Can	33.49	2019	
80	2.0kg: G Watts	Can	24.57	2021	3.0kg: N Hawke	Can	33.98	1992	
85	2.0kg: R Smith	Can	12.19	2004	3.0kg: D Leech	Can	19.54	2013	
90					3.0kg: J Blair	Otg	17.57	2021	

Weight Throw					Women		Men		
30	9.08kg: A McNab	Can	12.23	2016	15.88kg: M Scholten	Otg	10.20	2012	
35	9.08kg: A Lynch	Can	12.99	2023	15.88kg: M Scholten	Otg	12.05	2013	
40	9.08kg: D McCaw	Otg	11.93	2021	15.88kg: M Flaus	Sth	11.79	1999	
45	9.08kg: J Knowles	Sth	8.89	2018	15.88kg: M Flaus	Sth	12.15	2008	
50	7.26kg: W Harding	Otg	12.67	2007	11.34kg: S Maole	Otg	15.15	2023	
55	7.26kg: W Harding	Otg	11.74	2010	11.34kg: R Davison	Can	14.31	2006	
60	5.45kg: V Hood	Can	12.02	1999	9.08kg: R Davison	Can	15.72	2013	
65	5.45kg: W Harding	Otg	11.14	2023	9.08kg: R Davison	Can	14.46	2014	
70	5.45kg: P Drayton	Can	10.55	2006	7.26kg: G Lawless	Otg	15.56	2000	
75	4.0kg: J Whitaker	Can	10.73	2018	7.26kg: B Senior	Can	13.52	2015	
80	4.0kg: G Watts	Can	9.70	2023	5.45kg: B Senior	Can	13.66	2023	
85	4.0kg: R Smith	Can	5.08	2006	5.45kg: D Leech	Can	8.47	2013	
90					5.45kg: J Blair	Otg	8.31	2023	

Throws Pentathlon (New Age Factors as from May 2010 & updated January 2014)								see Appendix D
30	A McNab	Can	2757	2016	M Scholten	Otg	2402	2012
35	A Lynch	Can	2987	2023	M Scholten	Otg	2480	2013
40	D McCaw	Otg	2770	2021	M Scholten	Otg	2415	2021
45	T Oudemans	Can	2801	2023	S Maole	Otg	2701	2021
50	F Harvey	Otg	2659	2011	M Flaus	Sth	3067	2013
55	W Harding	Otg	3005	2010	M Flaus	Sth	3282	2016
60	W Harding	Otg	2977	2015	R Davison	Can	3341	2010
65	W Harding	Otg	3096	2021	R Davison	Can	3464	2015
70	N Callander	Otg	3018	2019	B Senior	Can	3377	2011
75	G Watts	Can	3735	2015	A Hunter	Can	1729	2012
80	G Watts	Can	3645	2021	B Senior	Can	3541	2023
85					J Blair	Ota	2618	2020
90					J Blair	Ota	3054	2023

Pentathlon (New Age Factors as from May 2010 & updated January 2014)								see Appendix D
30	S Parsons	Otg	1651	2016				
35	H Dinissen	Can	3205	2023	S Belesky	Sth	1647	2016
40	J Jones	Tas	2629	2021	J Baird	Can	1693	2016
45	P Main	Otg	1003	2010	J Baird	Can	1923	2017
50	C Giles	Otg	2441	2010	W Doyle	Can	3076	2014

55	C Giles	Otg	2854	2013				
60	C Giles	Otg	2830	2016	W Green	Sth	2566	2013
65	C Dickason	Tas	1886	2020	W Green	Sth	2619	2017
70	L Anderson	Can	2764	2017	W Green	Sth	2708	2023
75					E McIntosh	Sth	1555	2021

See Appendix D:

Individual event performance details and points scored for all the multi-event records listed above are contained within Appendix A. This has been created so that if there are any future age factor changes, a new points total can be recalculated.

Archived South Island Championship Records:

Javelin (pre January 2014)		Women			Men	
60	400g: B Bird	Can	21.63	2008		
65	400g: B Bird	Can	18.93	2011		
70	400g: I Bishop	Can	10.95	2010		
Throws Pentathlon (2010 – 2013, 400gm javelin W60-W70)						
60	B Church	Can	2627	2010		
65	Noni Callander	Otg	2651	2013		
70	G Watts	Can	3193	2010		
Pentathlon (2010 – 2013, 400gm javelin W60-W70)						
60	L Anderson	Can	2091	2010		
65	L Anderson	Can	2813	2013		
75	G Watts	Can	1548	2010		
Throws Pentathlon (Previous Age Factors and conditions up to the 2009 year)						
30					J Adams	Can 1408 2006
35					S McQueen	Otg 1809 2009
40	R Bates	Otg	3045	2008	A Fairbairn	Can 2023 2007
45	F Harvey	Otg	2727	2008	M Flaus	Sth 2831 2008
50	W Harding	Otg	2967	2006	M Flaus	Sth 3211 2009
55	B Church	Can	2822	2005	R Davison	Can 3140 2007
60	B Church	Can	3096	2008	R Davison	Can 3668 2009
65	G Watts	Can	3422	2007	B Senior	Can 3450 2007
70	P Drayton	Can	3243	2006	B Newton	Can 2759 2004
75					G Lawless	Otg 3560 2005
80					D Leech	Can 3378 2007
85	R Smith	Can	3163	2004		
Pentathlon (Previous Age Factors and conditions up to the 2009 year)						
35	F Gardner	Can	1895	1989	J Barnfield	Can 2426 1990
40	J Senior	Can	2580	1989	K Hutton	Otg 2685 1991
45	L Anderson	Otg	2917	1992	K Hutton	Otg 2859 1994
50	M Orman	Tas	2845	1991	B McPhail	Can 3197 1987
55	L Anderson	Can	2473	2004	B McPhail	Can 3021 1992
60	L Anderson	Can	2899	2008	D Tucker	Can 2954 1994
65					D Tucker	Can 2626 1998
70					D Sibley	Can 2171 1993
75					D Sibley	Can 1645 1998

Appendix D – South Island Championship Combined Event Information:

(Updated 12 April 2023)

This appendix is to record individual event performances for combined events so that if age factors change, a new points total can be calculated. This will avoid having to archive records in the future. However, if implement specification change records will be archived.

In compiling this table & up-dating the records, every effort was made to local the best performances. All points will vary from the original points scored, due to recent age factor changes (January 2023).

However, if you still believe a performance has been over-looked, please send a copy of the meeting results, (including individual event performances) to Andrew Stark (aws@xtra.co.nz) for checking.

South Island Championship Throws Pentathlon Record / Individual Event Performances:

Age Factors changes: **January 2023**. Implement change: January 2014 - W60, W65, W70 500gm javelin

Women's Throws Pentathlon:		HT	SP	DT	JT	WT	Total	Date	Venue
W30	A Lynch [CAN]	38.23	9.93	35.63	22.85	12.53		20/11/2016	Timaru
	Points:	527	525	570	342	550	2514		
W35	A Lynch [CAN]	40.37	9.14	31.92	25.84	12.92		22/01/2023	Christchurch
	Points:	601	495	499	409	594	2598		
W40	D McCaw [OTG]	39.90	9.51	22.65	27.43	7.46		21/11/2021	Dunedin
	Points:	663	569	356	495	333	2416		
W45	T Oudemans [CAN]	26.09	9.53	25.13	26.93	8.72		22/01/2023	Christchurch
	Points:	446	627	455	546	448	2522		
W50	F Harvey [OTG]	25.93	8.10	24.26	23.51	9.41		04/12/2011	Timaru
	Points:	418	475	489	472	463	2317		
W55	W Harding [OTG]	33.37	9.26	19.84	12.71	10.91		05/12/2010	Invercargill
	Points:	644	623	432	250	616	2565		
W60	W Harding [OTG]	30.55	8.00	18.23	12.13	11.39		22/11/2015	Timaru
	Points:	659	583	442	272	592	2548		
W65	W Harding [OTG]	29.35	7.37	17.03	10.44	10.65		21/11/2021	Dunedin
	Points:	720	595	466	260	619	2660		
W70	N Callander [OTG]	20.41	7.47	17.88	11.43	7.88		17/11/2019	Christchurch
	Points:	542	689	572	342	495	2640		
W75	G Watts [CAN]	28.75	7.93	19.19	13.15	9.82		22/11/2015	Timaru
	Points:	692	668	612	417	600	2989		
W80	G Watts [CAN]	24.93	6.66	16.30	10.94	8.65		21/11/2021	Dunedin
	Points:	699	635	599	397	611	2941		

Men's Throws Pentathlon:		HT	SP	DT	JT	WT	Total	Date	Venue
M30	M Scholten [OTG]	34.48	11.97	31.65	38.29	10.15		02/12/2012	Nelson
	Points:	449	605	497	417	460	2428		
M35	M Scholten [OTG]	40.03	12.05	23.27	36.72	11.88		01/12/2013	Timaru
	Points:	539	643	334	418	558	2492		
M40	M Scholten [OTG]	37.53	9.79	27.02	35.16	9.17		21/11/2021	Dunedin
	Points:	529	539	416	434	440	2358		
M45	S Maole [OTG]	27.07	8.72	26.43	26.55	9.40		21/11/2021	Dunedin
	Points:	381	506	439	330	492	2148		
M50	M Flaus [STH]	33.61	11.93	38.08	33.80	14.13		01/12/2013	Timaru
	Points:	484	715	632	465	683	2979		
M55	M Flaus [STH]	33.47	11.80	35.75	32.49	13.81		20/11/2016	Timaru
	Points:	529	768	642	495	722	3156		
M60	R Davison [CAN]	41.61	9.95	39.60	30.73	14.84		05/12/2010	Invercargill
	Points:	683	618	628	471	732	3132		
M65	R Davison [CAN]	39.14	9.51	36.86	27.01	14.52		22/11/2015	Timaru
	Points:	710	647	645	457	779	3238		
M70	B Senior [CAN]	36.00	10.29	31.88	24.47	13.68		04/12/2011	Timaru
	Points:	638	692	613	415	680	3038		
M75	A Hunter [CAN]	17.12	5.49	16.92	13.40	7.78		02/12/2012	Nelson
	Points:	290	360	316	212	381	1559		
M80	B Senior [CAN]	30.23	9.54	23.99	28.17	12.69		22/01/2023	Christchurch
	Points:	592	682	588	616	643	3121		
M85	J Blair [OTG]	18.76	6.53	16.52	17.62	8.01		15/11/2020	Dunedin
	Points:	400	499	449	421	432	2202		

M90	J Blair [OTG]	17.17	6.36	16.92	16.50	7.93		22/01/2023	Christchurch
	Points:	455	571	586	508	524	2644		

South Island Championship Pentathlon Record / Individual Event Performances:

Age Factors changes: **January 2023**. Implement change: January 2014 - W60, W65, W70 500gm javelin

Women's Track Pentathlon:		100m	SP	LJ	JT	800m	Total	Date	Venue
W30	S Parsons [OTG]	14.90 (-0.8)	5.99	4.29 (+0.8)	13.16	2:59.48		20/11/2016	Timaru
	Points:	469	271	376	163	370	1649		
W35	H Dinnissen [CAN]	13.24 (+0.3)	10.09	5.40 (+0.9)	26.68	2:33.44		22/01/2023	Christchurch
	Points:	726	560	720	426	664	3096		
W40	J Jones [TAS]	13.35 (+0.2)	6.81	4.38 (+0.2)	17.90	2:43.08		21/11/2021	Dunedin
	Points:	752	374	498	293	620	2537		
W45	P Main [OTG]	18.45	5.90	2.62	10.04	3:43.50		05/12/2010	Invercargill
	Points:	179	342	110	152	165	948		
W50	C Giles [OTG]	15.52	7.73	3.41	17.12	3:03.40		05/12/2010	Invercargill
	Points:	589	448	345	320	554	2256		
W55	C Giles [OTG]	15.22	8.11	3.56	18.22	3:14.14		01/12/2013	Timaru
	Points:	720	530	459	394	531	2634		
W60	C Giles [OTG]	16.15 (-0.8)	7.66	3.23 (+0.8)	16.55	3:23.14		20/11/2016	Timaru
	Points:	678	553	418	402	534	2585		
W65	C Dickason [TAS]	20.89 (+0.1)	5.55	2.36 (+0.5)	13.82	3:47.89		15/11/2020	Dunedin
	Points:	239	418	194	372	419	1642		
W70	L Anderson [CAN]	18.77 (+0.8)	6.41	3.02 (-1.3)	12.31	4:06.40		12/11/2017	Timaru
	Points:	533	573	495	375	377	2353		
W75									
	Points:								
W80									
	Points:								

Men's Track Pentathlon:		LJ	JT	200m	DT	1500m	Total	Date	Venue
M30									
	Points:								
M35	S Belesky [STH]	4.95 (+0.4)	31.55	25.82 (-0.6)	21.74	7:23.73		20/11/2016	Timaru
	Points:	409	341	582	305	39	1676		
M40	J Baird [CAN]	4.68 (+1.0)	31.40	27.25 (-0.6)	17.80	6:53.64		20/11/2016	Timaru
	Points:	407	373	537	237	141	1695		
M45	J Baird [CAN]	4.36 (+1.0)	31.45	26.94 (+2.0)	18.59	6:51.61		12/11/2017	Timaru
	Points:	394	414	629	275	192	1904		
M50	W Doyle [CAN]	5.14	42.28	27.02	38.25	6:00.58		29/11/2014	Dunedin
	Points:	657	618	692	635	451	3053		
M55									
M60	W Green [STH]	4.80	24.89	30.00	24.32	6:43.60		01/12/2013	Timaru
	Points:	734	356	611	338	400	2439		
M65	W Green [STH]	3.59 (+1.0)	30.79	30.63 (+2.0)	26.90	7:04.73		12/11/2017	Timaru
	Points:	441	541	638	435	390	2445		
M70	W Green [STH]	3.36 (-0.2)	31.64	32.08 (+0.3)	26.05	7:43.42		22/01/2023	Christchurch
	Points:	441	578	614	476	328	2437		

M75	E MacIntosh [STH]	2.19 (+0.0)	10.09	37.46 (-2.6)	11.16	7:36.03		21/11/2021	Dunedin
	<i>Points:</i>	159	133	370	175	438	1275		
M80									
	<i>Points:</i>								

